

Do You want to know for sure, **how much room Your favourite table really offers?**

Then take a look at the easy to interpret drafts hereunder. Each of our dummies is realistic sized: an average European/North American male for example is in fact 180 cm tall and needs for a relaxed & contact free sitting 60 cm room for his elbows and 52 cm for his knees (in a height of 53 cm) - under the assumption of a half-way normal physique.

Tables and dummies in the drafts are precisely true to scale thus what You see is really the space provided by the table.

As all of our tables are made without a frame (apron) and as the rail systems we use have a low profile of only 3.8 cm there is always enough space underneath the table to cross Your legs if You want.

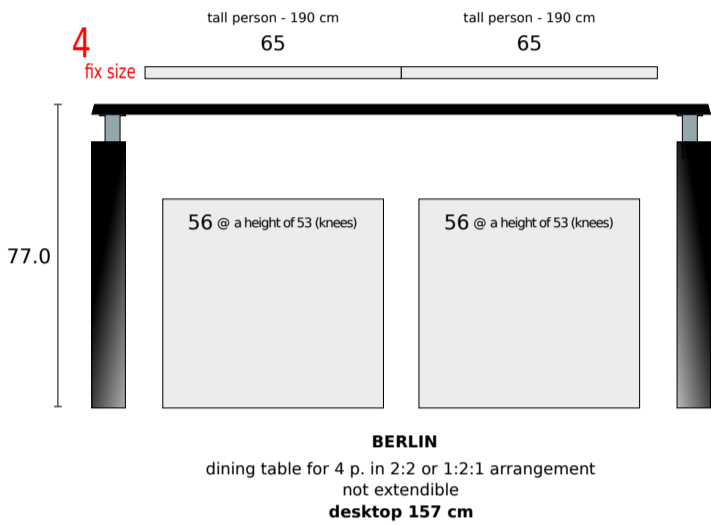
Plug-in end extensions are (for our tables) the most premium solution for an extendable table. First of all You don't have to cut the desktop in two halves which is already a benefit of itself. Contrary to center extended tables Your choice of patterns is not limited. And last but not least: the grain of the top veneer can continuously run through over end extension 1 then over the desktop and then over end extension 2.

Center extensions feature an easy & intuitive handling. Just like in case of end extended tables we use for desktop and extension leaves the very same sheets of veneer but the wood grain will only be continuous over the both halves of the main desktop. If You put the extension leaves in place they will show a change in grain in comparison to the half top left and the half top right.

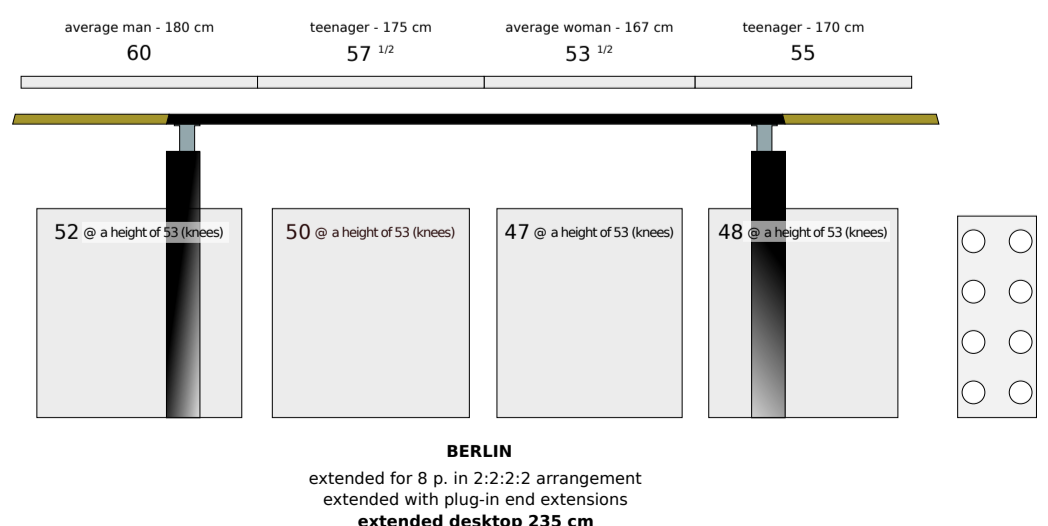

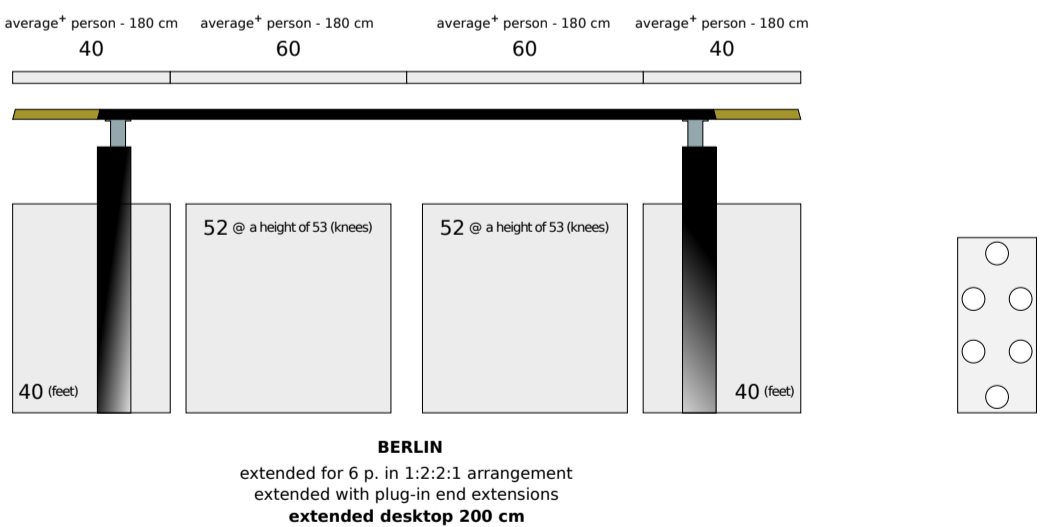
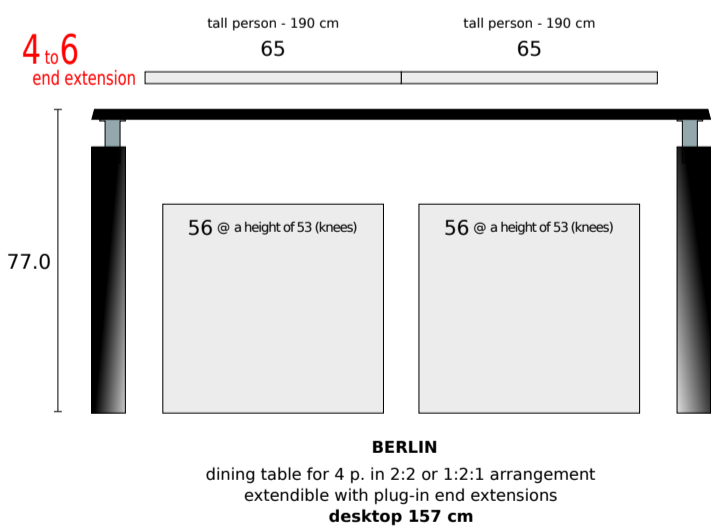
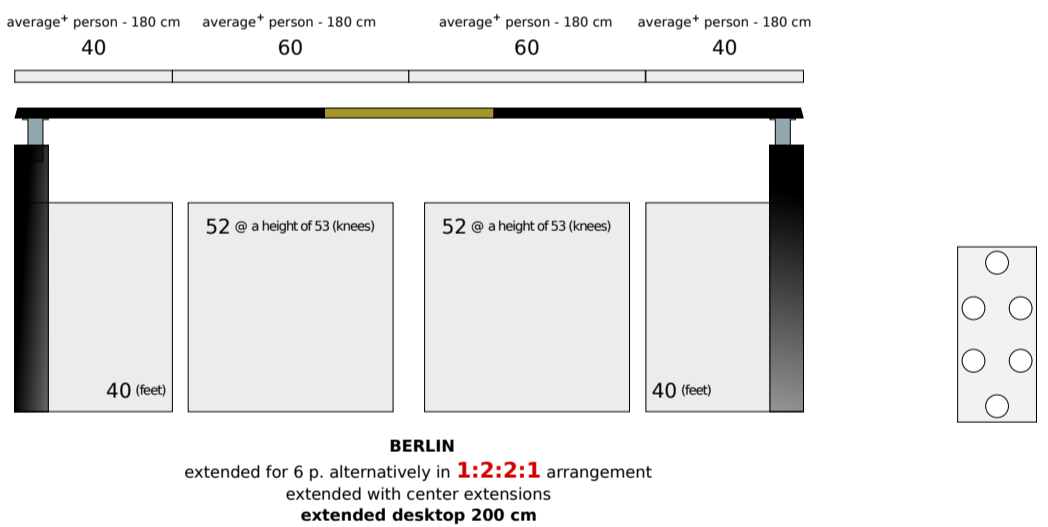
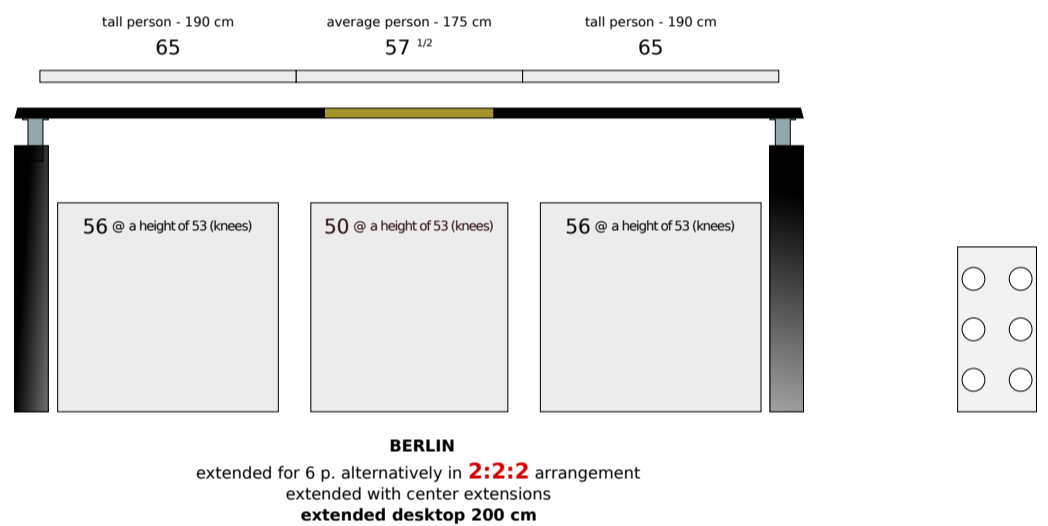
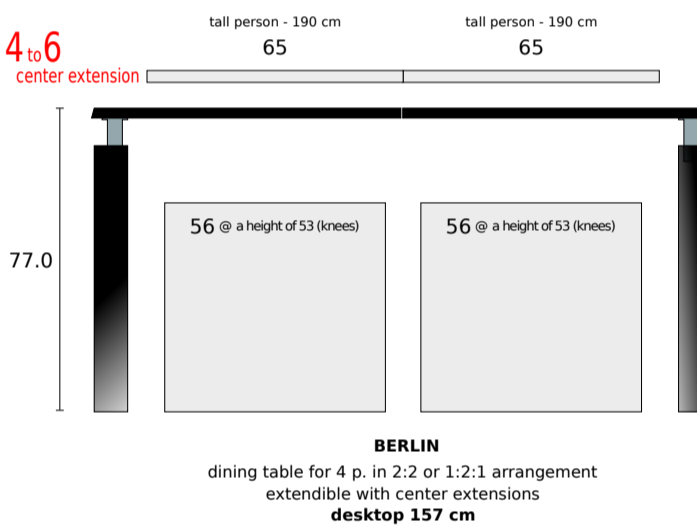
Unfortunately not all patterns are available for center extended tables. For example: obviously we can not cut through a 'Crown of Leaves' (but of course we can shift it to the center of a half top if You want). With some other patterns (for example with a 'Splinter') we simply can't do anything. Contact us please to know more.

Note:

- All extension leaves come without inlays / engravings.
- Our tables come without undertop storage (design has higher priority). You will have to store extension leaves separately.
- Length of extension leaves is from 22 to 43 cm (depending on table model and variant). Width is always 90 cm.



best view @ 100%



Note: 4 of 8 will have legs (diameter 8.5 cm) between their knees.
 You may find this acceptable if You want just right this configuration for an occasional use.